



Corporate Partnerships and Packages Mandela Day 2026

17 July 2026 | Cape Town | DHL Stadium

22 July 2026 | Johannesburg | EXPO Centre Johannesburg

17 – 31 July 2026 | Create Your Own Hands-On Event | Anywhere in SA.

NPO 203-599 | PBO 930062925 | ladlesoflove.org.za | HandsOnEvents@ladlesoflove.org.za |

#NourishOurChildren | #MandelaDay | #Hands-OnHero

We touch lives with love, respect and dignity.



Founded in Cape Town in 2014 by Danny Diliberto, Ladles of Love is one of South Africa's most recognised and loved NPOs.

Since 2020 the organisation has provided 48+ million nutritious meals to vulnerable children and communities across the Western Cape, Northern Cape and Gauteng.

Securing food

Weekly nutritious support to preschools, soup kitchens and NPO partners.

Supporting education

Early childhood development learning materials, books, flashcards and development resources.

Uplifting communities

Urban farming, job creation and sustainable local ecosystems.

48M+

meals provided since 2020

11 yrs

of growing community impact

850+

monthly recurring donors

14,233

active email subscribers

51,400

social media followers

82,000

website visitors in 2025

THE EVENTS



CAPE TOWN

Friday 17 July 2026
DHL Stadium

Up to 16,000 volunteers



JOHANNESBURG

Wednesday 22 July 2026
EXPO Centre Johannesburg

Up to 8,000 volunteers



ANYWHERE IN SOUTH AFRICA

17 - 31 July 2026
Create Your Own Event

Factories, offices, schools, homes

In the spirit of ubuntu we invite you, your colleagues and clan to heed this rally cry and become 'Hands-On Heroes' to nurture future leaders.

7 years

of growing impact

20,000

small children to nourish

6,673

volunteers in 2025

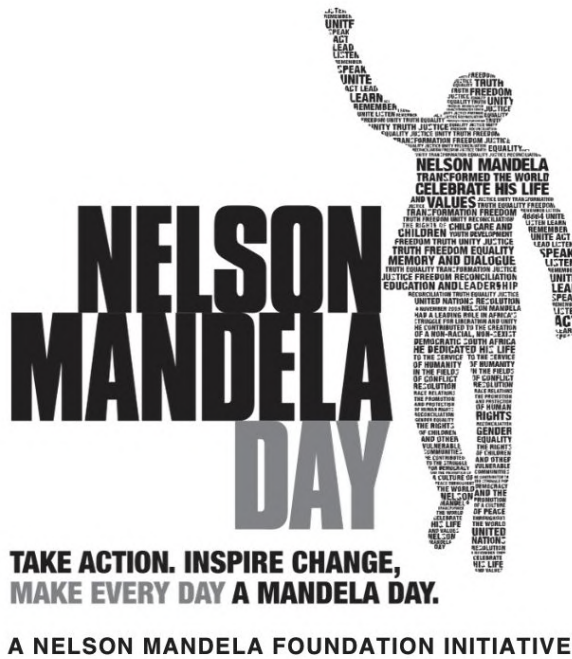
24,000

total capacity 2026

Volunteer ticket: R300 donation per person | Corporate Club add-on: R300 per person | 90 min Timeslots: 9am, 11am, 1pm, 3pm

Why partner with Ladles of Love Mandela Day Hands-On Events 2026?

When your company partners with Ladles of Love Mandela Day Hands-On Events, your brand is associated with something tangible, brandible, impactful and auditable.



Authentic impact

Your team physically produces items delivered directly to preschool children and teachers. Trackable and reportable every step of the way.

President Mandela's legacy

As a champion of equality, reconciliation and social injustice, Mandela's life inspires us to take action by making a difference in our own communities.

Team activation

Every corporate/ group package includes volunteer placements. CSI and team-building solved in one booking.

Scale and reach

Two flagship venues. 51,400 social followers. 5.1 million video views. National media. Satellite events worldwide.

Sector-leading events

Seven years of growth. World-class venues. Over 30 corporate partners in 2025. The biggest Nelson Mandela Day events in the world.

Flexible packages

From R100,000 wellbeing experiences to R1.5M national sponsorship. Cash and in-kind combinations welcome.

PROVEN RESULTS



Mandela Day 2025 reach.

Our 2025 events proved the model. In 2026, we go further.

R3.5M+
raised in funds and items

R65M+
in publicity value

6,722+
total volunteers

30+
corporate sponsors

4x
database growth vs 2024

5.1M
combined video views

14,233
email subscribers

30,000
Instagram

24,000
Facebook

35%
avg email open rate


400K+
Instagram reach



Four zones. Four ways to give.

Each Zone features different ways to nourish and grow small children and support their teachers with the right nutrition and educational materials to nurture future leaders.

A **Make Zone**
Preschool nutrition



Make Sandwiches or pack Nutrition Boxes packed with essentials groceries to support our preschool meal plan.

B **Create Zone**
Preschool teaching aids




Create A3 educational posters, A5 flashcard sets and A4 activity workbooks for early childhood development at preschools.

C **Craft Zone**
Preschool development aids



Craft 3D vegetable-truck puzzles, sock hand-puppets and vegetable bean bags that bring preschool nutrition lessons to life.

D **Grow Zone**
Preschool food security



Grow-boxes filled with vegetable and herb seed trays to gift urban farmers supplying fresh produce to preschools in underserved communities.

Find the right Corporate package.

Six tiers. Every package includes branding, Section 18A tax certificate or affidavit and a post-event impact report.

1	Headline Partner	R1,500,000	National headline partnership with full brand association opportunities and 300 VIP hospitality tickets.
2	Gold Partnerships	R750,000	Regional headline co-sponsorship providing a platform to promote brands and 200 VIP hospitality tickets.
3	Silver Partnership	R500,000	Zone Sponsorship and brand alignment including team volunteering involvement and 100 VIP hospitality tickets.
4	Corporate Ubuntu	R250,000	Adopt a preschool for 12 months providing two healthy daily meals to 40 children plus 200 Zone tickets with Corporate Club meals.
5	VIP Team Build	R150,000	250 volunteer Zone tickets with co-ordinated group check-in, reserved seating and Corporate Club meals.
6	Wellbeing Full Day	R100,000	100 volunteer Zone tickets reserved seating with Corporate Club meals, plus an Inspirational talk by founder, Danny Diliberto.

All packages include: Section 18A certificate or affidavit | Post-event impact report | Live MC mention | Social media inclusion

PARTNERSHIP PACKAGES

Tiers 1, 2 and 3.

TIER 1

Headline Partner - NATIONAL SPONSORSHIP

R1,500,000

3 sponsorships | Cape Town and Johannesburg

- Headline sponsor receives logo national across all event communications and platforms.
- Composite logo on venues, way-finding, media wall, social, digital and print materials including photographic feedback report.
- 150 VIP reserved seats in one Zone for one Time Slot, with Corporate Club meal per city. (= 300 tickets)
- Dedicated brand activation expo area at both venues in Chill Zone.
- National PR interviews and at both flagship events.
- Section 18A tax certificate or/and CSI affidavit with post-event impact report with full measurables

Ideal for: National brands seeking headline event status, full CSI and cause marketing coverage across Cape Town and Johannesburg.

TIER 2

Gold Partner - CO- SPONSORSHIP

R750,000

6 sponsorships | Cape Town and Johannesburg

- Co- sponsor status with logos across all regional event communications.
- Prime logo placement at stage area and on key position on media wall.
- 100 Crew passes to work at event from set up to strike per city.
- 100 volunteer tickets in one Zone for one Time Slot, with 100 Corporate Club meals. (=200)
- Inclusion social media campaign with Social media tagging.
- Section 18A tax certificate or affidavit
- Post-event impact report with measurables

Ideal for: Brands seeking co-sponsorship status with strong team activation and authentic B2C consumer engagement.

TIER 3

Silver Partner - ZONE SPECIFIC

R500,000

Open availability | Cape Town and Johannesburg

- One x Zone naming sponsor for both Cape Town and Johannesburg events.
- Choose from :Make, Create, Craft or Grow Zone
- Zone 'Take-Over' branding and wayfinding at both venues.
- 50 Crew passes to help and work set up and event day in in your sponsored Zone.
- 50 VIP Zone volunteering tickets with Corporate Club buffet meals per city (100 tickets)
- Inclusion social media campaign activating Zone publicity.
- Section 18A tax certificate or CSI affidavit with Post-event impact report.

Ideal for: Companies wanting a bold presence for consumer to engage hands-on with brands

A

Make Zone - Silver Sponsorship Deal

Preschool nutrition

LOVE FOOD BOXES - STEP BY STEP

- FIND A BOX & SEAL THE BOTTOM**
Find a box and seal the bottom with packaging tape. Make sure it is secure.
- FILL YOUR BOX**
Fill your box with the dry ingredients available - follow the list provided.
- MARK THE CONTENTS**
Mark the contents of your box on your label and colour it in.
- COLOUR YOUR LABEL**
Colour your label nice in.
- WRITE YOUR LOVE MESSAGE**
Write your LOVE message.
- SEAL THE TOP**
Seal the top of your box with packaging tape.
- STICK YOUR LABEL**
Stick your label onto your box.

SECURE BOTTOM
Use enough tape so the bottom is strong and secure.

FOLLOW THE LIST
Use only the dry ingredients on the provided list.

MAKE IT PERSONAL
Colour your label and write a kind love message.

SEAL WELL
Seal the top properly so nothing falls out.

MADE WITH LOVE
Your Love Food Box will make a big difference!

- PREPARE YOUR INGREDIENTS**
Remove the slices from your bread bag and lay out flat including the crusts. Keep the bag clip.
- SPREAD THE MIX**
Using a dessert spoon, spread the peanut butter & strawberry jam mix onto the slice of bread, end to end.
- TOP WITH PLAIN BREAD**
Put a slice of bread with no mix on top.
- MAKE 10 SANDWICHES**
You should be able to make 10 sandwiches per loaf, sometimes one more!
- DO NOT CUT**
Do not cut, place whole sandwiches back into the bread bag.
- PLACE BACK IN BAG**
Place the whole sandwiches back into the bread bag.
- RE-SEAL THE BAG**
Re-seal with the bag clip.
- READY TO GO!**
Your Love Sandwiches are ready to share!

10 SANDWICHES
Per loaf (sometimes one more!)

DESSERT SPOON
Use to spread the mix end to end.

NO CUTTING
Keep sandwiches whole.

USE BAG CLIP
To keep sandwiches fresh.

MADE WITH LOVE
Perfect for lunchboxes, donations & sharing.

We are looking for partners for our **Make Zone** at Ladles of Love Mandela Day 2026, bringing nutrition, nourishment and community action to life in a highly impactful, hands-on environment focused on early childhood development and food security.

Within the **Make Zone**, thousands of volunteers will work together to create essential food support items that help address hunger and daily nutrition needs within underserved communities.

These include : Fresh sandwiches through the **Sarmiethon Challenge** and **Love Food Boxes** filled with pantry essentials.

CPT	JHB	NAT.	PRODUCT STILL REQUIRED
4000	2000	6000	Cans of Pilchards
2000	1000	3000	Litres Cooking Oil
6000	3000	9000	KGs Oats / 6000 2KG boxes
4000	2000	6000	KGs of Samp
4000	2000	6000	KGs of Sugar
4000	2000	6000	KGs of Salt
1000	500	1500	KGs of Soya
63	42	105	20kg of Peanut Butter

PRODUCTS PER NUTRITION BOX	
Baked Beans	2 Cans
Pilchards	2 Cans
Cooking Oil	1 Bottle of 1L
Lentils / Split Peas	1 x1 KG Bag
Maize	3 x1 KG Bag
Oats	2 x1 KG Bag / x1 2KG Box
Rice	2 x1 KG Bag
Samp	2 x1 KG Bag
Sugar	2 x2 KG Bag
Salt	0.5 x1 500G Bag
Soya	1 x1 KG Bag (2 bags)

We are looking for partners for our **Create Zone** at Ladles of Love Mandela Day 2026, bringing education, literacy and learning support to life in a highly visual, hands-on environment focused on early childhood development. Within the **Create Zone**, thousands of volunteers will work together to produce practical educational resources for underserved ECD centres and little learners across South Africa.

To help us resource 20 000 children, we are currently **seeking paper, printing and production sponsors to assist with:**

- 2,000+ A3 card for educational posters
- Printing of 2,000+ A3 educational posters on 2,000+ A5 Thick card for flash card sets
- Printing of 2,000+ A5 flash card sets on thick card
- Paper & Printing of 20,000 educational activity books (12-page-double sided saddle-stitched books on 125 gm with self-covers).
- Donations of colouring-in pencils & crayons placed on tables in zone, used for colouring (gifted to ECD centres post use)

EDUCATIONAL POSTERS > STEP BY STEP <

There are 4 different educational posters. Choose 2 posters you would like to colour in.

1 CHOOSE 2 POSTERS

Count the Fruits
Spot the Differences

Pick any 2 posters you would like to colour.

2 COLOUR WITH CARE

Let's Trace!

Colour your posters in with care and neatly.

3 COLOUR THE WHOLE POSTER

My Classroom Rules

Please colour in the whole poster.

4 DISPLAY YOUR WORK

Count the Fruits
Spot the Differences

Your finished posters will go onto classroom walls!

5 SHARE & INSPIRE

You are helping to make learning fun for everyone!

TIPS

Use bright colours

Stay inside the lines

Take your time

Colour every part

Be proud of your work!

EDUCATIONAL FLASHCARDS > STEP BY STEP <

There are 4 different sets of flashcards. Choose 2 sets you would like to colour in.

1 CHOOSE 2 SETS

Addition Facts
Number Words

Pick any 2 sets of flashcards you would like to colour.

2 COLOUR WITH CARE

Aa
apple

Colour each flashcard in with care and neatly.

3 COLOUR THE WHOLE CARD

Shapes

Please colour in the whole card.

4 CHECK YOUR WORK

Telling Time
Multiplication

Make sure every card is complete and bright.

5 SHARE & LEARN

Bb
ball

Your flashcards will help kids learn and grow!

TIPS

Use bold, bright colours

Colour every part of the card

Keep it neat and tidy

Take your time

Your work makes a difference!

EDUCATIONAL BOOKS > STEP BY STEP <

There will be two educational books to choose from. Select one book and colour in the front cover and back cover.

1 CHOOSE A BOOK

Fruit Counting Activities
Tracing Practice Workbook

You will have 2 books. Choose 1 book.

2 COLOUR FRONT COVER

Spot the Differences Workbook

Colour in the front cover with care.

3 COLOUR BACK COVER

Vegetable Graph Activities

Colour in the back cover with care.

4 COLOUR THE WHOLE PAGE

Learning Sequence Activities

Please colour in the whole page.

5 WRITE YOUR LOVE MESSAGE

This book belongs to:

Don't forget to write your love message on the back!

We do not expect one partner to fulfil everything. We are very open to multiple suppliers and collaborative partnerships. Every contribution, big or small, helps us equip teachers and empower little learners with practical educational resources.



We are looking for partners for our **Craft Zone** at our Ladles of Love Mandela Day 2026, bringing creativity, education and imagination to life in a highly visual, hands-on environment focused on early childhood development. Within the **Craft Zone**, thousands of volunteers will work together to create tactile educational resources that support:

These are not simply toys or crafts, they are practical developmental learning tools used by teachers to support little learners.

1 DIE CUT FELT PIECES
All felt parts are die cut as per the patterns.

2 PREPARE FRONT PIECES
Add eyes, nose, mouth, eyebrows using adhesive backed pieces.

3 ATTACH STEMS & LEAVES
Add adhesive backed stems and leaves to the back of front pieces.

4 JOIN FRONT & BACK
Top stitch front & back pieces together, leaving a 4cm opening.

5 ADD FILLING
Fill each bean bag with recycled plastic chips (90g per bag).

6 CLOSE OPENING
Sew the opening closed neatly by hand.

7 COMPLETED BEAN BAGS
All bean bags are complete, soft and ready!

8 DETAILS CHECK
Check all details are secure and stitched properly.

9 QUALITY CHECK
Ensure stitches are tight and filling is even.

10 FINISHED SET
Your complete set of Bean Bag Veggie!

COMPLETED PRODUCT – BEAN BAG VEGGIES

- Broccoli Size: 127x145mm
- Pumpkin Size: 130x110mm
- Corn Size: 103x175mm
- Beetroot Size: 110x160mm
- Carrot Size: 174x100mm
- Potato Size: 110x90mm
- Set of 6 Bean Bag Veggies Soft • Safe • Fun

1 GATHER MATERIALS
Gather all components as shown.

2 PREPARE THE SOCK
Insert cardboard mouth piece inside the sock.

3 ADD THE MOUTH
Glue or stitch the felt mouth inside the cardboard piece.

4 ADD EYES
Glue the googly eyes on top of the puppet.

5 ADD NOSE
Glue the pom pom nose to the centre.

6 ADD EYELIDS
Glue felt eyelid strips above the eyes.

7 ADD FEATHERS
Glue feathers on top for fun hair!

8 ADD CHENILLE HAIR
Add chenille sticks at the back for hair.

9 FINAL TOUCHES
Adjust all parts, secure and let glue dry.

10 COMPLETED PUPPET
Your sock puppet is ready to play!

COMPLETED SOCK PUPPETS – FUN, COLORFUL & FULL OF CHARACTER!

- Birdie Size: Men Sock
- Wormy Size: Men Sock
- Sunny Size: Men Sock
- Rocky Size: Men Sock
- Zippy Size: Men Sock
- Set of 5 Sock Puppets Soft • Safe • Fun

INDIVIDUAL COMPONENTS

1. Chassis / Base
2. Cab - Left Side
3. Cab - Right Side
4. Front Panel
5. Back Panel
6. Roof Panel
7. Bonnet / Hood
8. Truck Bed - Floor
9. Side Rails (x2)
10. Tailgate
11. Wheel (x4)
12. Axle Peg (x2)
13. Front Bumper
14. Rear Bumper
15. Spare Wheel
16. Spare Wheel Mount

COMPLETE TRUCK – UNCOLOURED

COMPLETE TRUCK – COLOURED EXAMPLE

Note: Components may vary slightly in shape or size.

We are looking for support in the form of cash sponsorship, helping us produce these educational kits at scale. On event day, we see our **Craft Zone** partner playing an active and visible role within the Craft Zone itself, helping bring creativity and learning to life through volunteer participation, branding integration and meaningful engagement opportunities.

Together, this partnership helps build future thinkers through creativity, imagination and hands-on learning.

Within the **Grow Zone**, thousands of volunteers will work together to build vegetable and herb grow boxes equipping urban farmers with the tools to grow food. Each box and planting kit created becomes part of a larger cycle of education, nourishment and sustainability within communities.

We are looking for support in the form of seeds, soil, compost, vegetable and herb nutrients, planters, boxes and basic gardening tools, ideally complemented by a cash sponsorship to help scale the impact of this zone.

On event day, partners can play an active and visible role within the Grow Zone itself, helping guide volunteers, support the creation of the grow boxes and ensure that each item is practical, effective and ready for use. This not only helps ensure quality and consistency, but also brings real expertise and credibility into the volunteer experience.

We are currently seeking partners to support the Grow Zone through product sponsorships, cash contributions and volunteer crew participation.

GROW ZONE – SEED KIT BOX

SEED KITS FOR URBAN FARMERS

We fit x3–4 36-pack egg containers into a stackable box.

Each egg container is filled with veggie & herb seeds and soil, then delivered to local urban farmers.



<p>1 PREPARE YOUR MATERIALS</p> <p>Gather egg containers (36-pack), seeds, soil, scoop and labels.</p>	<p>2 ADD SOIL</p> <p>Fill each cell with soil, almost to the top.</p>	<p>3 ADD SEEDS</p> <p>Place 2–3 seeds in each cell. (Follow seed instructions)</p>	<p>4 COVER & LABEL</p> <p>Lightly cover seeds with soil and label your tray.</p>	<p>5 PREPARE BOX</p> <p>Use the stackable box with grooves for the egg containers.</p>
<p>6 PLACE FIRST LAYER</p> <p>Place the first egg container into the bottom groove.</p>	<p>7 STACK ADDITIONAL LAYERS</p> <p>Stack up to 3–4 trays, each sitting securely in the grooves.</p>	<p>8 SECURE THE BOX</p> <p>Close the box and ensure it is secure and stackable.</p>	<p>9 READY FOR DELIVERY</p> <p>Your seed kits are ready to be delivered to urban farmers!</p>	<p>10 GROW A BETTER FUTURE</p> <p>Empowering urban farmers. Growing communities. Together.</p>
<p>USE QUALITY SEEDS Use high quality veggie and herb seeds.</p>	<p>USE GOOD SOIL Use nutrient rich soil for better germination.</p>	<p>WATER GENTLY Water lightly after planting and keep moist.</p>	<p>STACK SECURELY Make sure each tray sits in the grooves.</p>	<p>SUPPORT LOCAL Your seed kits help local farmers grow!</p>

THANK YOU FOR HELPING US GROW A GREENER, STRONGER COMMUNITY! | TOGETHER, WE GROW CHANGE.

Our key requirements include:

- 12,000 archive boxes
- 36,000 egg boxes
- Soil for 36,000 egg boxes
- Compost for 36,000 egg boxes
- 20,000 vegetable seed packets
- 4,000 herb seed packets
- 12,000 seedling booster packs/ liquid plant food

Corporate Ubuntu, Team Build and Wellbeing.

TIER 4 Corporate Ubuntu

R250,000

Open availability | Cape Town and Johannesburg

- Adopt a preschool for 12 months via Nourish Our Children
- Full-year nutrition and learning resources for one preschool
- 200 volunteer tickets, any zone (no reserved seating) with Corporate Club meals.
- Co-branded certificate and preschool-specific impact report
- Logo on gratitude wall
- Co-ordinated group check-in for large teams
- Section 18A tax certificate or CSI affidavit

Ideal for: Companies wanting a clear 'we support this preschool' story, substantial staff volunteering and a year-long community connection.

TIER 5 VIP Team Build

R150,000

Open availability | Cape Town and Johannesburg

- 250 volunteer tickets with Corporate Club buffet meals
- Option to bring branding for during your activation in your chosen zone.
- Reserved seating.
- Co-ordinated group check-in for large teams
- Logo on gratitude wall
- Group images on media wall
- Section 18A tax certificate or CSI affidavit
- Post-event impact report

Ideal for: Large internal or client team-builds seeking meaningful CSI activation with visible, tangible output.

TIER 6 Wellbeing Full Day

R100,000

Open availability | Cape Town and Johannesburg

- Full-day wellbeing and culture experience for 100 pax in reserved seating area with fast track entry.
- Post activations buffet lunch meals in the Corporate Club.
- After lunch, inspirational talk by Danny Diliberto, Founder/CEO of Ladles of Love. 30 to 45 minutes tailored to wellbeing and purpose
- Logo on gratitude wall
- Group images on event media wall.
- Section 18A tax certificate or CSI affidavit

Ideal for: HR, People and Culture or Wellbeing teams seeking a purposeful staff retreat with Mandela and Ubuntu values.

Custom proposals available at all levels. Contact us to discuss cash and in-kind combinations.

NEW FOR 2026

After the giving, the networking.

Born from demand in 2025, the Corporate Club is a premium add-on for corporate groups at both venues. A dedicated networking space and buffet catering for your team.

Special Corporate Standard packages include fast-track entry, reserved zone seating tickets and Corporate meal Total: R1,000 per person. (min Group 50)

Seated buffet

Post-volunteer buffet meal for your team.

Networking space

A dedicated gathering point for corporate teams after volunteering.

Staff wellness

Links meaningful service to team connection and employee wellbeing.

Standard Corporate hospitality packages:

50 pax

R50,000

75 pax

R75,000

100 pax

R100,000



One investment. Five reasons to say yes.

Finance and tax

- Section 18A tax certificate per sponsor and, or a Ladles of Love CSI affidavit substantiating the goods-to-beneficiaries chain.
- No minimum threshold. Applies at all package levels.
- A genuine tax deduction, rare for event support but justifiable as funding routed into preschool resourcing.

CSI and transformation

- BBBEE points for qualifying CSI spend. Measurable, auditable post-event impact report. King IV aligned.
- Directly supports early childhood development and education with good nutrition. Uplifts community women through training and skills development programmes.

Marketing and comms

- Brand presence at DHL Stadium and EXPO Centre Johannesburg. Association with former President Nelson Mandela's legacy.
- Brand association with the R65M+ national publicity and PSA campaign. 51,400 followers, 5.1M video views, 14,233 email subscribers.

Human resources

Structured, meaningful team-building with social purpose. Employee wellness activated across all four zones. Corporate Club for post-volunteering networking and staff welfare meals.

ESG and sustainability

SDG 2, 3, 4, 11 and 12. Tangible goods produced and delivered, not a cash donation. Circular economy model with local urban farmers, compost, seeds and a regenerative food loop.



How your partnership creates change.

Every investment enters a self-reinforcing loop that grows community impact year on year.

1. Funding

Corporate sponsors and fundraising enable scale.

2. Procurement

Bulk purchases, product sponsors and local urban farmer sourcing.

3. Activation

Volunteers create food, educational and development items across four zones.

4. Distribution

Delivery to ECD centres. Weekly feeding and resource support.

5. Impact

Children nourished, education supported, principals and caregivers empowered.

6. Regeneration

Compost and seeds back to urban farmers. Local economy strengthened.

7. Reporting

Data tracking, ESG reporting, partner feedback and Section 18A documentation.

A single Ladles of Love Mandela Day Hands-On Events partnership ticks every box.

CSI. Team-building.
Tax Break. Brand.
Governance. Done.



✓ B2B networking and exposure

High-LSM corporate audience across both cities.

✓ Brand for good positioning

Authentic association with former President Nelson Mandela's legacy.

✓ Social impact and CSI

Measurable ECD nutrition outcomes. Section 18A tax benefit.

✓ Employee engagement

Structured, meaningful volunteering with tangible output.

✓ Team building

Zone-based challenges. Corporate Club for post-activity networking.

✓ Wellness in the workplace

Wellbeing Full-Day package. Mental health and connection.

✓ SDG goals

SDG 2, 3, 4, 11 and 12. Auditable evidence for ESG and King IV.

✓ Governance

Post-event report suitable for board-level ESG disclosure.

CAN'T ATTEND IN PERSON?

Create Your Own Hands-On Event.

If you are unable to attend our events and would love to participate, whether you are a large corporate, factory, school, retirement village or church group, this is the ideal option.

Hands-On Hero Kits can be ordered online and delivered door-to-door or managed by our Group Bookings Team. . Your Create Your Own Hands-On Hero Events can be staged anytime from **17 to 31 July** , anywhere in South Africa and are ideal for Mandela Day team building.

CYO Events minimum group = 10 pax
R400 per kit includes delivery and collection.

Choose from four kit types:

1. Children's vegetable truck puzzle toy kit
2. Preschool workbook colouring-in kit
3. Sock puppet crafting kit
4. Vegetable and fruit bean bag kit

- All materials and stationery included with a detailed 'How-to-Guide' and a gift card to craft a message of love and hope to the child or teacher.



CYO Sponsor Opportunity

Sponsor a batch of 100 kits plus delivery and collection for schools or community groups. Your brand on every kit. Section 18A certificate or affidavit included.

Sponsor the goods volunteers produce.

Your product goes directly into the hands of consumers to pack to pay forward to 20,000 small children at preschools in impoverished communities in our country. Section 18A certificate or affidavit issued.

A Make

- Bread: 45,000 loaves (under offer)
- Peanut butter
- Fruit jam (under offer)
- Pilchards, baked beans, canned goods
- Cooking oil, oats, grains, rice
- Food-boxes with lids, wooden spoons
- Storage and logistics

B Create

- A3 card and printing for 2,000 posters
- A5 card and printing for 4,000 flashcard packs
- A3 paper and printing for 4,000 workbooks
- Stationery for colouring
- A5 laminating pouches
- Storage and logistics

C Craft

- 3D vegetable truck kits x 3,000
- Socks for 6,000 hand puppets
- Bean bag materials for 12,000 units
- Storage and logistics

D Grow

- Egg trays x 5,400 (4 per box)
- Potting soil and compost (under offer)
- Vegetable and herb seeds (under offer)
- Seed boxes with lids
- Storage and logistics

General across all zones: 5,000 lanyards | Duct tape in zone colours | Packaging tape | Print sponsor: 20,000 instruction manuals | Trucking | Security | Crew catering | Courier

LADLES OF LOVE
MANDELA DAY



Hands-On Events to Nurture Future Leaders.

www.ladlesoflove.org.za

Let's realise little leaders' dreams together.

HandsOnEvents@ladlesoflove.org.za

*We customise every proposal to your budget, team size and CSI objectives.
We respond as quickly as possible and we look forward to working with you!*

NPO 203-599 | PBO 930062925 | ladlesoflove.org.za | HandsOnEvents@ladlesoflove.org.za | #NourishOurChildren | #MandelaDay

